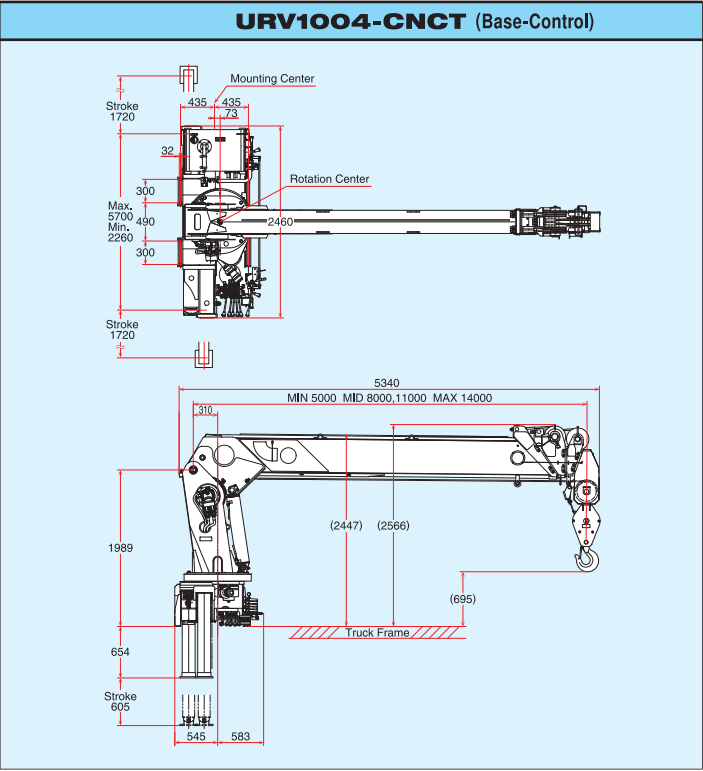
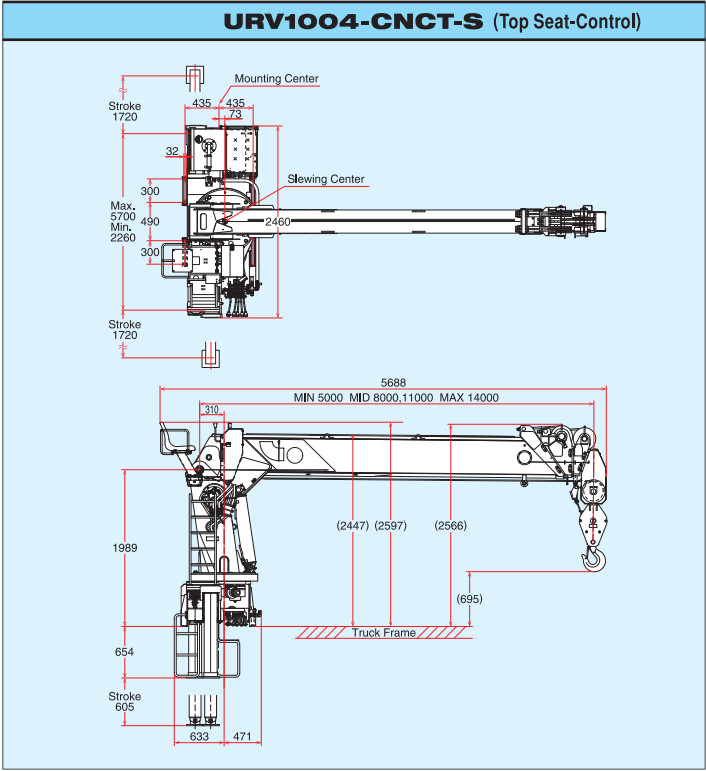


Specifications Table

| Crane Model | URV1004 |
|----------------------------|--------------------------|
| Maximum Lifting Capacity | 10,100kg × 2.5m |
| Maximum Hook Height | 15.6m |
| Working Radius | Min. 0.95m ~ Max. 13.69m |
| Boom Length | Min. 5.0m ~ Max. 14.0m |
| Boom Sections | 4 |
| Boom Raising Angle | Min. - 0.6° ~ Max. 78° |
| Slewing Angle (Continuous) | 360° |

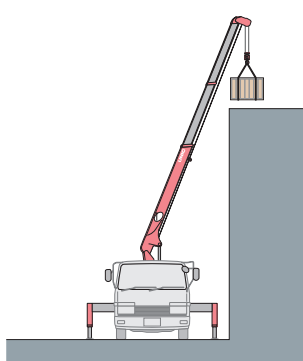
Crane Mounting Dimensions

(Unit: mm)

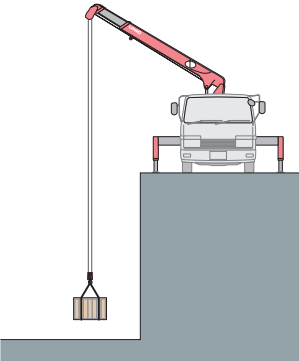


Operational advantages...

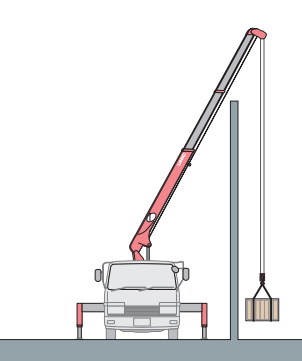
High or low tight, UNIC straight-boom wire-rope cranes match the task. They're great high-lift performers, Lifting loads over walls is also no problem with their unrestricted raising and lowering. In deep-hole jobs they're strong, and accurate. Many extra safety features, too.



Buildings, walls, whatever, with UNIC wire-rope cranes you get precise high-lift placement and safe, sure operation. Their dependability is all in their strength and design, original UNIC features.



Higher performance, too, at lower depths. UNIC wire-rope cranes handle heavy loads in deep-hole jobs with accuracy and stability. A wide range of models assures versatile matching to job requirements.



Tight places are the right places for UNIC wire-rope cranes. In any operating situation their strong steel cables mean extra dependability and safety. High, low, or tight, UNIC wire-rope cranes are always right.



NOTE



HOOK
+
SLINGS
+
LOAD
=
RATED LOAD

1. Rated loads shown in the chart are based on the crane strength with the outriggers fully extended on a firm level ground and on the actual working radius including the deflection of boom.
2. The weights of hook (100 kg.), slings, and any accessories attached to the boom or loadline must be deducted from the above capacities in the chart.
3. Capacities shown must reduce in accordance with vehicle weight and loaded condition of truck, crane mounting position, and operating speed.
4. The figures in relation to the speed are on the basis of no-load running at rated oil flow conditions.
5. In accordance with our policy of constant product improvement, all specifications are subject to change without notice or obligations.

FURUKAWA UNIC CORPORATION

<https://uniccrane-global.com>

Authorized **UNIC** distributor

UNIC

Truck-Mounted UNIC Crane

URV1004-CNCT

For Heavy-Duty truck

Maximum Lifting Capacity

10100 kg



FURUKAWA UNIC CORPORATION

URV1004-CNCT

Heavy duty and Top safety,
Reliable on the job

URV1004

| | |
|--------------------------|---------|
| Maximum Lifting Capacity | 10100kg |
| Maximum Hook Height | 15.6m |
| Maximum Working Radius | 13.69m |

Wide Horizontal Extension

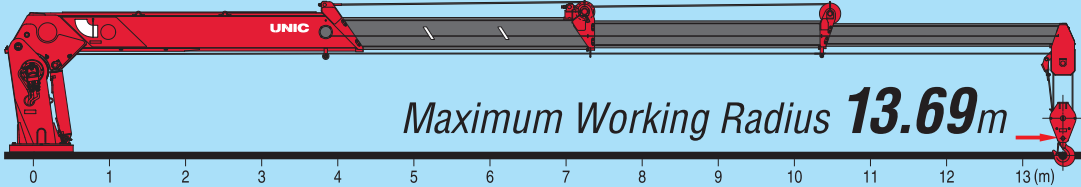
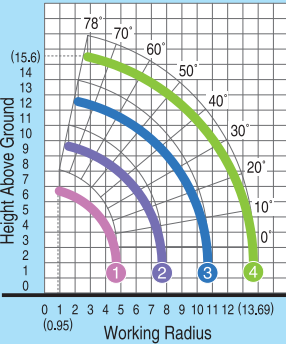
| | |
|---|------|
| Main Outrigger Max. (Hydraulic Extended) | 5.7m |
| Rear Outrigger Max. (Hydraulic Extended) | 3.2m |

NOTE : Top Seat-Control Version

URV1004

4 Section Boom


Working Range (m)



Rated Loads (kg)

| Working Radius (m) | 0.95~2.5 | 2.7 | 3.0 | 3.5 | 4.0 | 4.5 | 5.0 | 5.5 | 6.0 | 6.5 | 7.0 | 8.0 | 9.0 | 10.0 | 11.0 | 12.0 | 13.0 | 13.69 |
|--------------------|----------|------|------|------|------|------|-------------|------|------|------|------|-------------|------|------|--------------|------|------|-------|
| 1 | 10100 | 9100 | 8400 | 7250 | 6350 | 5600 | 5300(4.69m) | | | | | | | | | | | |
| 2 | 6600 | 6600 | 6600 | 6000 | 5300 | 4700 | 4700 | 3850 | 3600 | 3300 | 3100 | 2700(7.69m) | | | | | | |
| 3 | | | | 5300 | 5300 | 4600 | 4100 | 3400 | 3100 | 2900 | 2700 | 2300 | 2000 | 1800 | 1700(10.69m) | | | |
| 4 | | | | 4100 | 4100 | 4100 | 4100 | 3400 | 3100 | 2900 | 2700 | 2300 | 2000 | 1800 | 1600 | 1500 | 1400 | 1300 |


Standard Equipment



Hydraulic Horizontal Outrigger



Rear Outrigger



Base-Control



Oil Cooler


Safety Devices



Alarm for Overwinding / Automatic Stop for Overwinding



Automatic Hook Stow System



Interlock System for Slewing



Derrick Cylinder Pressure Alert System

Option



Top Seat-Control



Safe Load Indicator

